


Hand Sweep Sensor Switch

- Hand sweep sensor switch, connected directly to the low voltage LED strip.
- When hand sweep, the strip turn on gradually.
When hand sweep again, the strip turn off gradually.
When hold hand for more than 2 seconds, adjust the brightness.
- Max 4A output current, max output power 96W@24V.
- Output PWM frequency: 2000Hz.
- Generally installed in the aluminum lamp strip housing.
- 3M paste in the bottom of the PCBA make easy installation and security.
- Low cost and high stability.
- Widely used in table lamps, bedroom lamps, wardrobe lights, etc.

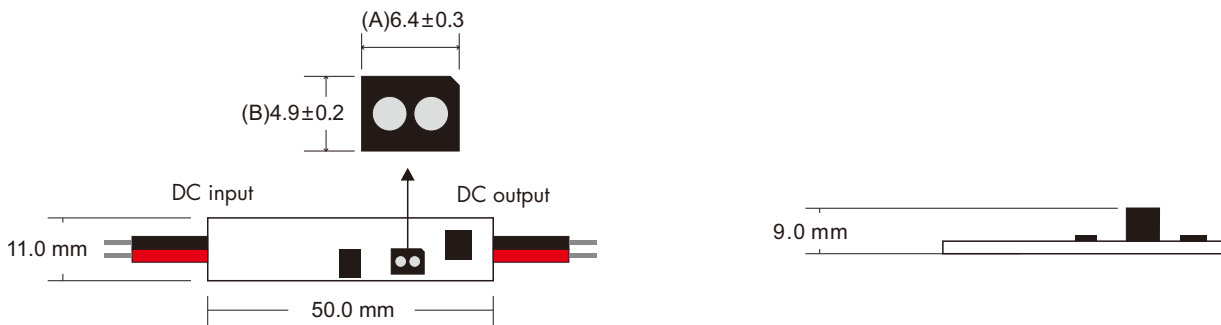


CE RoHS emc LVD

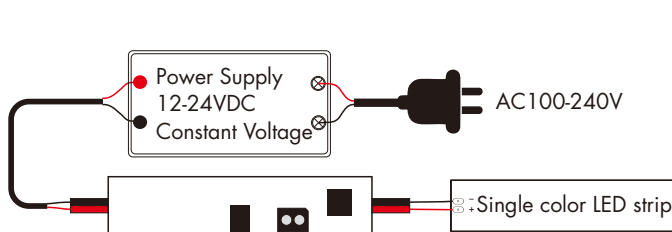
Technical Parameters

Input and Output		Sensor data		Safety and EMC	
Input voltage	12-24VDC	Detective distance	≤8cm	EMC standard (EMC)	ETSI EN 301 489-1 V2.2.3 ETSI EN 301 489-17 V3.2.4
Output voltage	12-24VDC	Detective angle	15-30	Safety standard (LVD)	EN 62368-1:2020+A11:2020
Output power	Max. 48W@12V Max. 96W@24V	Warranty and Protection		Certification	CE,EMC,LVD
Environment		Warranty	5 years	Package	
Operation temperature	Ta: -30°C ~ +55°C	Protection	Reverse Polarity	Size	L130 x W90 x H20mm
				Gross weight	0.011kg

Dimension




Wiring Diagram



Installation attention:

1. The sensor should not be exposed to direct sunlight, or interference signal will be introduced
2. Cut a hole in size L7 x H5mm on the PC cover.
3. Put mini sensor switch into profiles when power is off, put the detector head to the hole.
4. Pay attention to power input and LED output polarity.



Hold your hand in front of the sensing head for more than 2 seconds: The brightness increases or decreases continuously, the each time the hand is removed and then held again, the brightness changes in the opposite direction.